


ZONA A




F1
TORREÃO 1



F2



F3



F4



F5



F6
TORREÃO 2



F7



F8



F9




F10




F11
TORREÃO 3



F12



F13
TORRE/RELÓGIO 4




F14



F15




F16
TORREÃO 5



F17




F18




F19
TORREÃO 6


ZONA B



F20
TORREÃO 7



F21
TORREÃO 8




F22



F23




F24




F25




F26



F27
TORREÃO 9



F28
TORREÃO 10




F29
TORREÃO 11



F30



F31




F32



F33



F34
TORREÃO 13



F35



F36



F37
TORREÃO 14



F38

	edifício : CASTELO DE ALCÁCER DO SAL	proj. :
	estudo : Plano Geral de Intervenção	desenho nº. : 01
	projeto :	escala :
	desenho : J. Marinho	data : Dezembro 2005